



# Indiana State Department of Health

## Weekly Influenza Report

### Week 43

Report Date: Friday, November 01, 2019

The purpose of this report is to describe the spread and prevalence of influenza-like illness (ILI) in Indiana. It is meant to provide local health departments, hospital administrators, health professionals and residents with a general understanding of the burden of ILI. Data from several surveillance programs are analyzed to produce this report. Data are provisional and may change as additional information is received, reviewed and verified. For questions regarding the data presented in this report, please call the ISDH Surveillance and Investigation Division at 317-233-7125.

#### WEEKLY OVERVIEW

Influenza-like Illness - Week Ending October 26, 2019	
ILI Geographic Distribution	Local
ILI Activity Code	Minimal
Percent of ILI reported by sentinel outpatient providers	1.3%
Percent of ILI reported by emergency department chief complaints	1.72%
Percent positivity of influenza specimens tested at ISDH	0%
Number of influenza-associated deaths this season	2
Number of long-term care facility outbreaks this season	0
Number of school-wide outbreaks this season	0



# Indiana State Department of Health

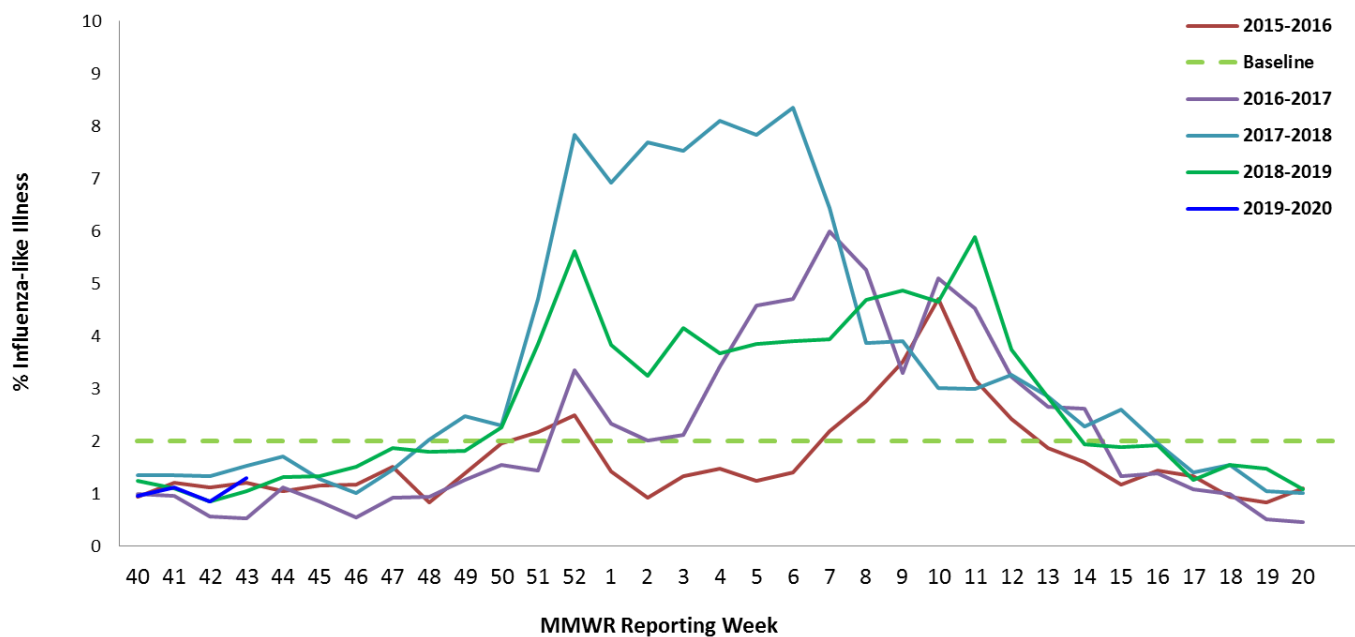
## SENTINEL SURVEILLANCE SYSTEM

Data are obtained from sentinel outpatient providers participating in the U.S. Outpatient Influenza-like Illness Surveillance Network (ILINet). Data are reported on a weekly basis for the previous Morbidity and Mortality Weekly Report (MMWR) Week by the sentinel sites and are subject to change as sites back-report or update previously submitted weekly data.

Percent of ILI Reported by Type of Sentinel Outpatient Facility, Indiana, 2019-2020 Season			
MMWR Week	All Reporters %ILI (n)	Universities %ILI (n)	Non-Universities %ILI (n)
<b>43</b>	1.3% (19)	0.46% (7)	1.65% (12)
<b>42</b>	0.86% (23)	0.31% (8)	1.2% (15)
<b>41</b>	1.13% (25)	0.53% (9)	1.52% (16)

Percent of ILI Reported by Age Category in Sentinel Outpatient Facilities, Indiana, 2019-2020 Season		
Age Category, years	Total Number of ILI	Percent of ILI
0-4	23	47.9%
5-24	18	37.5%
25-49	5	10.4%
50-64	1	2.1%
65+	1	2.1%
<b>Total</b>	<b>48</b>	<b>100%</b>

Percent of Patients with Influenza-like Illness (ILI) in Provider Clinics, Indiana, 2019-2020





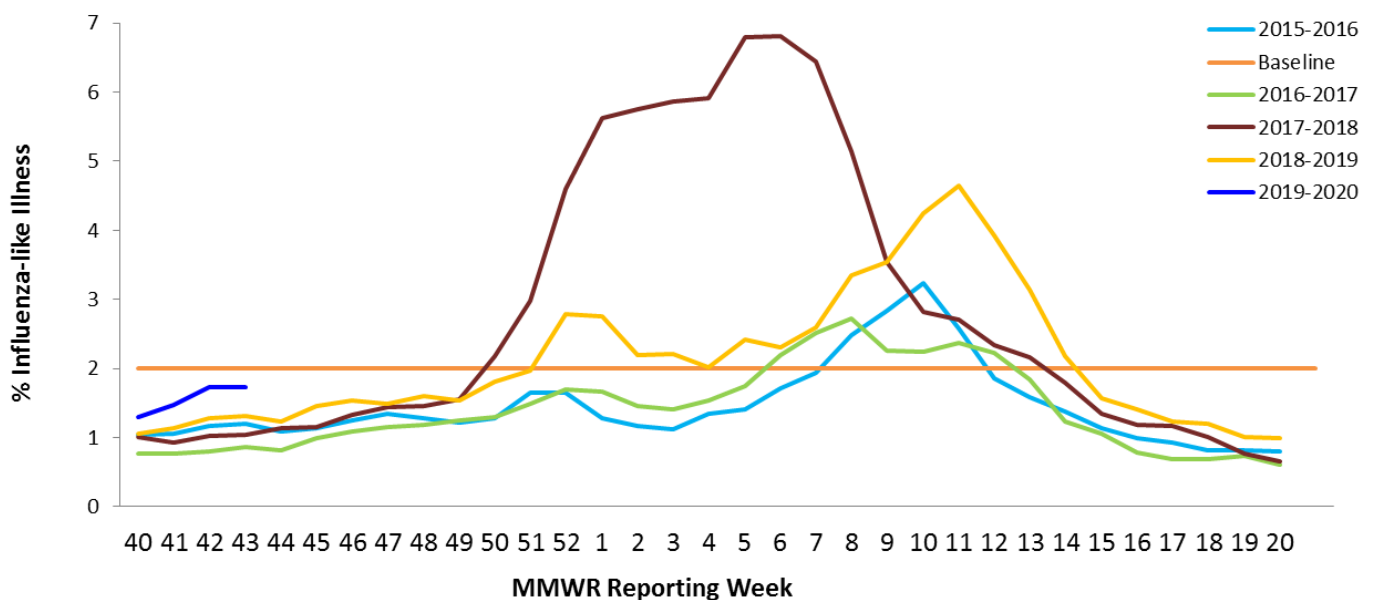
## Indiana State Department of Health

### SYNDROMIC SURVEILLANCE SYSTEM

Data are obtained from hospital emergency department chief complaint data through the Indiana Public Health Emergency Surveillance System (PHESS). Data are reported on a weekly basis for the previous Morbidity and Mortality Weekly Report (MMWR) Week and are subject to change as hospitals back-report or update previously submitted weekly data.

Percent of ILI Reported in Emergency Departments by District, Indiana, 2019-2020 Season		
	Previous MMWR Week	Current MMWR Week
Indiana	1.73	1.72
District 1	1.5	1.52
District 2	1.8	1.94
District 3	1.97	2.64
District 4	1.77	2.35
District 5	1.76	1.65
District 6	1.95	1.62
District 7	1.01	0.63
District 8	1.44	1.24
District 9	1.98	1.49
District 10	1.78	1.25

Percent of Patients with Influenza-Like Illness (ILI) Chief Complaint in Emergency Departments, Indiana, 2019-2020





## Indiana State Department of Health

### **INFLUENZA-ASSOCIATED MORTALITY**

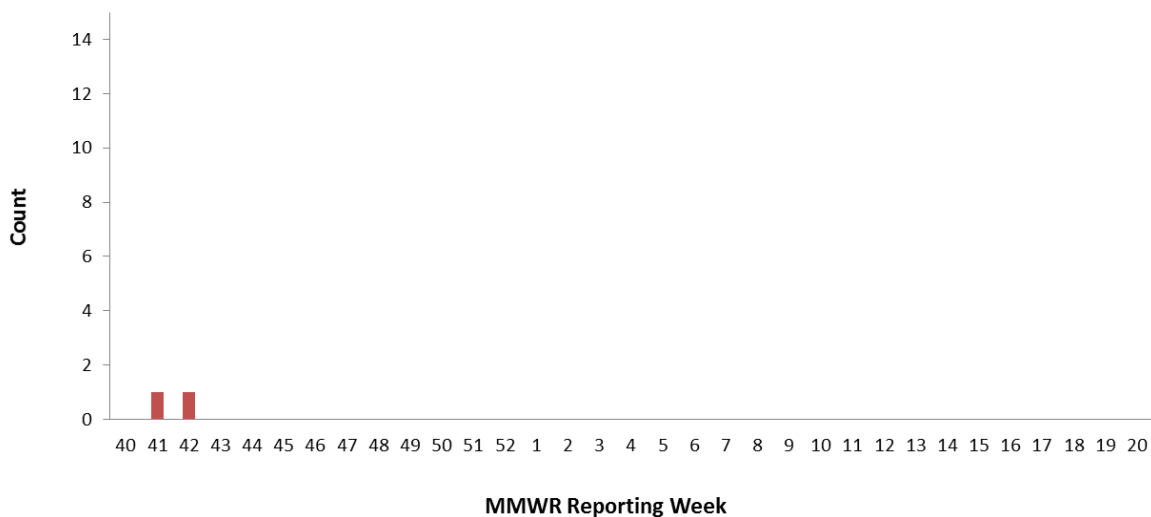
Data are obtained from the Indiana National Electronic Disease Surveillance System (I-NEDSS). Influenza-associated deaths are reportable within 72 hours of knowledge; however, not all cases are reported in a timely manner so data in this report are subject to change as additional cases are back-reported.

Number of Influenza-Associated Deaths for All Ages*, Indiana, 2019-2020 Season	
Age Category, years	Season Total
0-4	0
5-24	0
25-49	0
50-64	0
65+	2
<b>Total</b>	<b>2</b>

*\*Due to changes in the reporting rule as of 12/2015, influenza-associated deaths are reportable if either laboratory confirmed or listed as cause of death on death certificate. Therefore, case counts are not directly comparable to previous seasons in which influenza-associated deaths were only reportable by laboratory confirmation.*

Counties with $\geq 5$ Laboratory Confirmed Influenza-Associated Deaths for All Ages, 2019-2020 Season			
County	Season Total	County	Season Total
-	-	-	-
-	-	-	-

**Number of Reported Influenza-Associated Deaths by Week of Death, All Ages, Indiana, 2019-2020**





# Indiana State Department of Health

## VIROLOGIC SURVEILLANCE

Circulating Influenza Viruses Detected by ISDH Laboratory*, Indiana, 2019-2020 Season				
PCR Result	Week 43		Season Total	
	Number	Percent of Specimens Received	Number	Percent of Specimens Received
2009 A/H1N1pdm virus	0	0%	0	0%
Influenza A/H3 seasonal virus	0	0%	1	4%
Influenza B Yamagata seasonal virus	0	0%	0	0%
Influenza B Victoria seasonal virus	0	0%	2	7%
Influenza B Virus, genotype pending	0	0%		
Influenza negative	7	100%	21	75%
Inconclusive	0	0%	0	0%
Unsatisfactory specimen†	0	0%	4	14%
Influenza A Unsubtypeable	0	0%	0	0%
Influenza Co-infection <sup>Δ</sup>	0	0%	0	0%
<b>Total</b>	<b>7</b>	<b>100%</b>	<b>28</b>	<b>100%</b>

\*Data obtained from the ISDHL via specimens submitted from the ISDH Sentinel Influenza Surveillance System and IN Sentinel Laboratories.

†Unsatisfactory specimens include specimens that leaked in transit, were too long in transit, or were inappropriately labeled. Δ A co-infection of influenza A/H3: influenza 2009 A/H1N1pdm has been detected. \*\* Season total may include delayed specimens not included in weekly total.

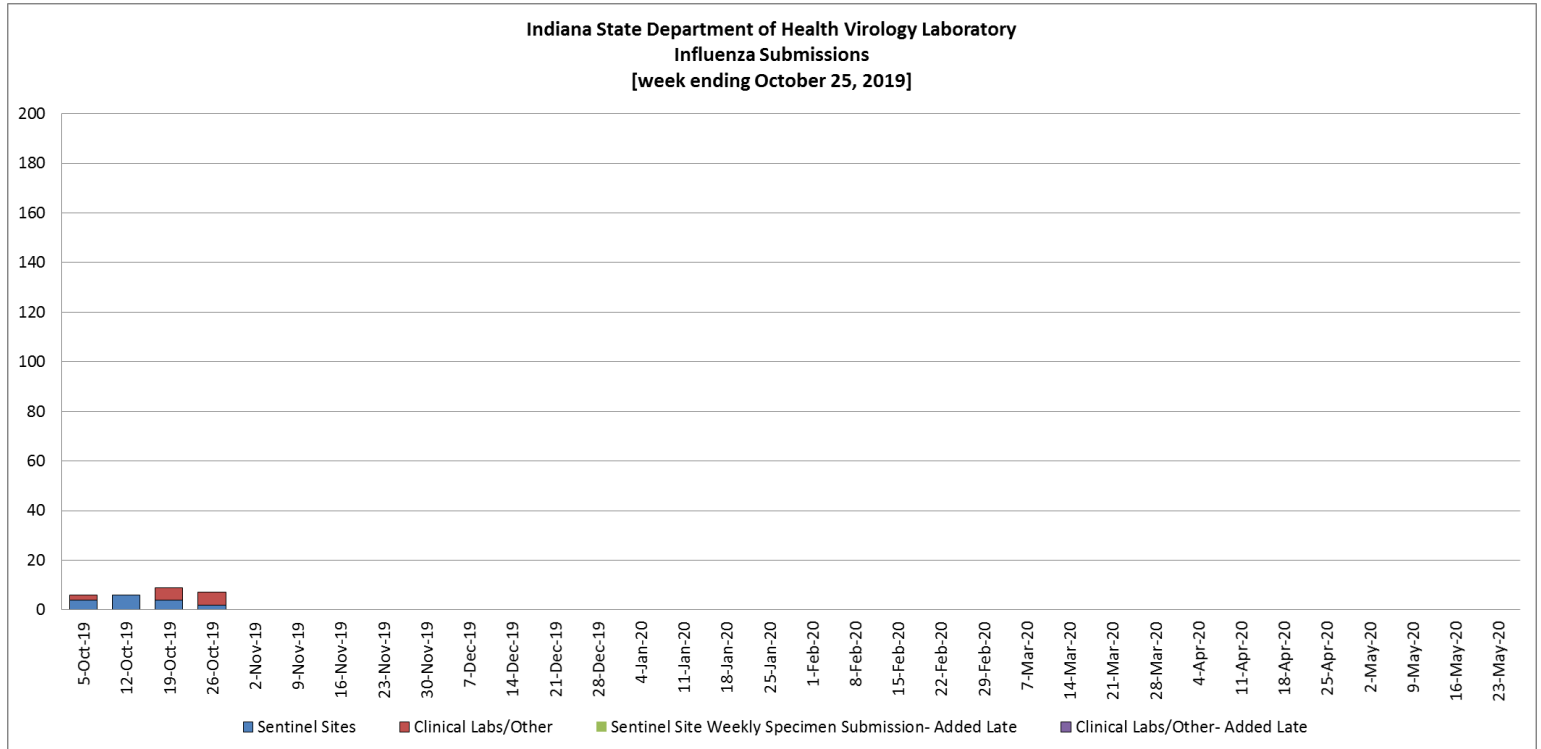
Circulating Non-Influenza Viruses Detected by the ISDH Laboratory, Indiana, 2019-2020 Season			
Result	Week 43	Season Total (Since 9/29/19)	Early Surveillance (9/1/19 - 9/28/19)
Adenovirus	0	1	1
Coronavirus 229E	0	0	0
Coronavirus HKU1	0	0	0
Coronavirus NL63	0	0	0
Coronavirus OC43	0	0	0
Enterovirus NOS	0	0	0
Enterovirus/Rhinovirus <sup>1</sup>	0	0	0
Human Metapneumovirus	0	0	0
Parainfluenza 1 Virus	0	0	0
Parainfluenza 2 Virus	0	0	0
Parainfluenza 3 Virus	0	0	0
Parainfluenza 4 Virus	0	0	0
Rhinovirus	0	0	0
Respiratory Syncytial Virus	0	0	0
<b>Total</b>	<b>0</b>	<b>1</b>	<b>1</b>

<sup>1</sup>Some specimens were tested outside of ISDH Laboratory



# Indiana State Department of Health

## VIROLOGIC SURVEILLANCE (GRAPH)





# Indiana State Department of Health

## **FLU REVIEW**

### **Flu Resources**

- Information regarding the weekly U.S Influenza surveillance report is available [here](#)
- Frequently asked questions for the [2019-2020 Season](#)
- Weekly US: Influenza Summary Update available [here](#)
- Influenza [communication resource center](#)
- Influenza information for Schools and Childcare Providers available at the [CDC](#)
- Influenza guidance for long-term care and post-acute care facilities available [here](#)
- ISDH long-term care facility healthcare personnel influenza [immunization toolkit](#)
- ISDH long-term care facility [outbreak toolkit](#)

### **Flu News and Related Studies**

- Vaccine recommendations of the Advisory Committee on Immunization Practices for 2019-2020 influenza season available [here](#).
- CDC Seasonal Flu Vaccine Effectiveness Studies available [here](#)

### **For Further Information**

<http://www.in.gov/isdh/25462.htm>

<http://www.cdc.gov/flu/>